

# WarmStep® for Solid and Engineered Wood Floors

## PRODUCT DESCRIPTION

WarmStep® is a fabric heating mat with thermal cut off. It is an electric in-floor heating system designed to gently heat solid and engineered wood floors.



## FEATURES AND BENEFITS


- Ultra-thin construction.
- Provides all the health advantages of radiant heat: No drafts, blowing of dust, dirt or allergens.
- Saves energy up to 40% over forced air heating systems.
- Allows to individually control warmth in any room, addition or basement.
- Lasts for the life of the floor.
- Delivers quiet and soothing comfort.
- Has been tested and approved with floor adhesives.
- Can be installed with nail down or floating floors.
- The factory-attached lead wires make installation simple.

## APPLICATIONS

- Solid Wood
- Engineered wood



## CONSTRUCTION



### A. Ultra-Thin Fabric Heating Mat

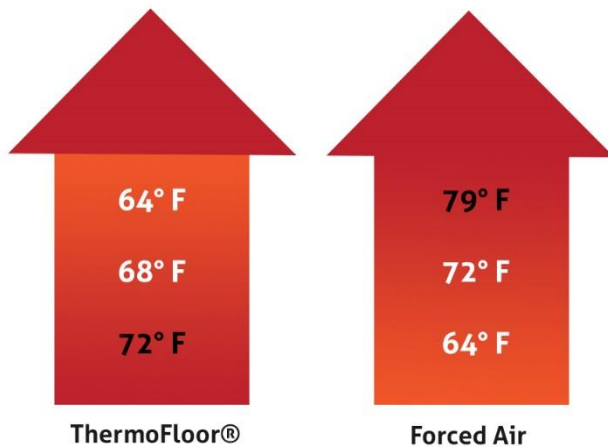
Lightweight, thin fabric sheet is 0.013" thick with 0.069" thick cable uniformly spaced to ensure even heating.

### B. Adhesive Strip

Peel and stick strips on the mat ends fasten mats into place and keep them from sliding during installation.

### C. Lead Wire

20' lead wires connect to the thermostat and the electrical box.



## HEATING MAT SELECTION GUIDE

### 1. Calculate Heating Mat Quantity

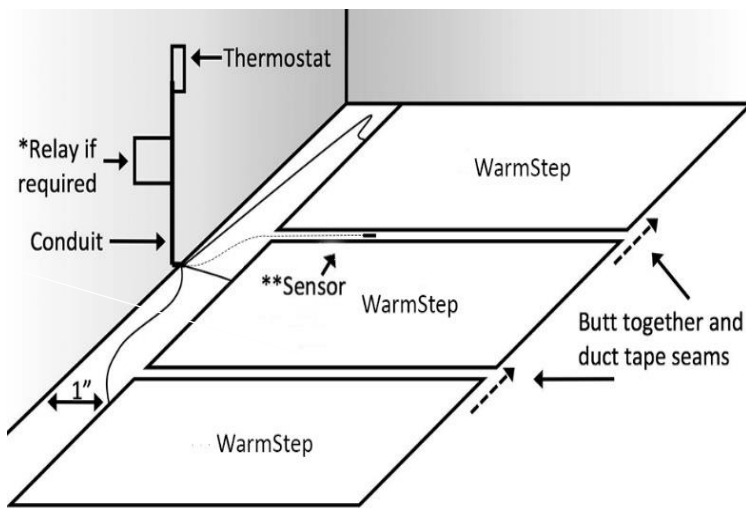
According to the heated space's layout and dimensions, calculate how many mats are needed to properly fit the area. Remember to subtract the space of items fixed the ground such as toilets, dressers and appliances.

### 2. Select Mat Voltage and Size

Using the model chart, determine mat voltage and size. When installed under nail-down wood, the mats should be positioned perpendicular to the direction of the floor.

### 3. Determine Circuits/Circuit Protection

Refer to User Manual for specifics and directions. Always consult a licensed electrician.



- Leave 1" space from wall for wires. Small perimeter gaps do not need to be covered by underlayment.
- \*A contactor/relay may be required for large installations. Consult an electrician.
- \*\*Sensor can be run down the wall or in a separate conduit from the power leads.

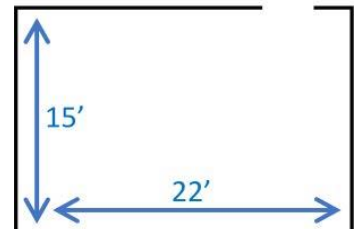
## IMPORTANT NOTES ON MAT SELECTION

- For any "non-standard" installations please contact ThermoSoft® at (800)308-8057.
- Do not tape over WarmStep® heating wires.
- Do not overlap heating mats or heat while rolled up.
- Do not cut WarmStep®. Doing so will damage heating wires and result in voided warranty.
- Mat sizes are designed to be mixed to cover almost every area configuration. Keep all mats the same voltage when missing sizes.

To calculate the total square footage needed:

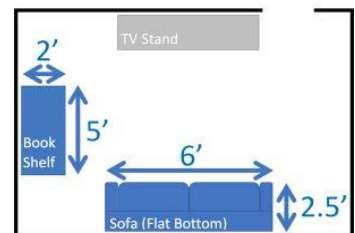
- A.** Measure walking area in square feet.

(Example: 330 sq. ft. living room)



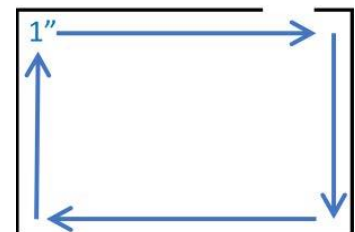
- B.** Subtract area of any permanent fixtures of flat-bottomed furniture.

(Example: 15 sq. ft. flat-bottomed sofa, 10 sq. ft. book shelf is 330-15-10=305 sq. ft.)

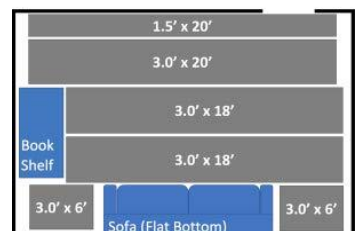


- C.** Subtract any additional space to be left.

(Example: 1" perimeter spacing=6 sq. ft. spacing, 25 sq. ft. unused space, 305-5=299 sq. ft. total heating area)



- D.** Select combination of mats that will fit within the area calculated.





**WARMSTEP® IS AVAILABLE IN 120 AND 240 VOLTS IN THESE LENGTHS:**

Volts	Model	W x L	Coverage S.F.	Watts	Amps
120	WS1504-120B	1.5'x4'	6	47	0.4
120	WS1505-120B	1.5'x5'	7.5	59	0.5
120	WS1506-120B	1.5'x6'	9	72	0.6
120	WS1508-120B	1.5'x8'	12	97	0.81
120	WS1510-120B	1.5'x10'	15	122	1.02
120	WS1512-120B	1.5'x12'	18	147	1.23
120	WS3002-120B	3'x2'	6	48	0.4
120	WS3003-120B	3'x3'	9	76	1.64
120	WS3004-120B	3'x4'	12	103	0.86
120	WS3005-120B	3'x5'	15	131	1.1
120	WS3006-120B	3'x6'	18	158	1.32
120	WS3008-120B	3'x8'	24	213	1.78
120	WS3010-120B	3'x10'	30	268	2.24
120	WS3012-120B	3'x12'	36	323	2.7
240	WS1508-240B	1.5'x8'	12	47	0.4
240	WS1510-240B	1.5'x10'	15	59	0.5
240	WS1512-240B	1.5'x12'	18	72	0.6
240	WS1514-240B	1.5'x14'	21	97	0.81
240	WS1516-240B	1.5'x16'	24	122	1.02
240	WS1518-240B	1.5'x18'	27	147	1.23
240	WS1520-240B	1.5'x20'	30	48	0.4
240	WS1524-240B	1.5'x24'	36	297	1.24
240	WS3004-240B	3'x4'	12	103	0.86
240	WS3005-240B	3'x5'	15	131	1.1
240	WS3006-240B	3'x6'	18	158	1.32
240	WS3008-240B	3'x8'	24	213	1.78
240	WS3010-240B	3'x10'	30	268	2.24
240	WS3012-240B	3'x12'	36	323	2.7
240	WS3014-240B	3'x14'	42	378	1.58
240	WS3016-240B	3'x16'	48	433	1.81
240	WS3018-240B	3'x18'	54	488	2.04
240	WS3020-240B	3'x20'	60	543	2.27
240	WS3024-240B	3'x24'	72	653	2.73

**WARRANTY & MAINTENANCE**

When installed according to the installation manual and proper testing has been performed throughout, the system requires no maintenance for the duration of its warrantied life.

The ThermoSoft WarmStep® Mat is warrantied for 10 years against manufacturer's defects. See [www.ThermoSoft.com](http://www.ThermoSoft.com) for full warranty details.

**RELATED PRODUCTS**

- ThermoFloor® 4-in-1 Fabric Heating Underlayment with Thermal Cut Off
- ThermoFilm® Polymer Film Heating Mat

## CONTROLS – THERMOSTATS

Code	Description
UWG4-4999	OJ Wi-Fi Touch Screen Thermostat 15A load, 5mA GFCI, 15' floor sensor (120V or 240V Programmable)
UDG4-4999	OJ Thermostat 15A load, 5mA GFCI, 15' floor sensor (120V or 240V Programmable with touch screen)
UDG-4999	OJ Thermostat 15A load, 5mA GFCI, 10' floor sensor (120V or 240V Programmable w/air & floor limit)
TH115-AF-GA/U	OJ Thermostat 15A load, 5mA GFCI, 15' floor sensor (120V or 240V manual)
TH114-AF-GA/U	Aube Thermostat 15A load, 5mA GFCI, 15' floor sensor (120V or 240V Manual)
MTC-2991UFH	OJ Thermostat 15A load, 10' floor sensor (120V Manual)
MTC-1991UFH	OJ Thermostat 15A load, 10' floor sensor (240V Manual)
USG-4000	OJ Power Module 120V or 240V power relay with 5mA GFCI. 15A max load. For use ONLY with OJ Electronics' UDG-4999 Thermostats. (120V or 240V)
ETF-110/99C	OJ Backup Floor Sensor 15' floor sensor for OJ thermostats.
AC112-01/U	Aube Backup Floor Sensor 15' floor sensor for Aube thermostats.

## ACCESSORIES

ThermoSoft® has a complete line of accessories specifically designed for use WarmStep®. Use only WarmStep® accessories to ensure the performance of the system.

Code	Description
FidBox®	Floor Protection Data Logger and Monitor
TH-180408X5	Protect-a-Heat™ Fiberboard Tempered MDF Hardboard Underlayment. Size: 40 s.f. total 24" X 48" X 1/8"
FLX-MB100	Moisture Barrier Top rated 6 Mil (.006") Low Density Polyethylene Film. Size: 2.5 ft x 40 ft (100 S.F.)
DT-105	Easy Tear TacTape 1" Wide, 10 Yards Long Duct Tape
DT-17860	Easy Tear Duct Tape 1-7/8" Wide, 60 Yards Long Tape
INSTALRM	InstAlarm Monitor for Short or Open Circuits During Installation. Available in Following Kits: TT Deluxe Install Kit (IK-TAMKGS), TT Safe Install Kit (IK-TAM), TF Install Toolkit (IK-DAMK), TT Basic Install Toolkit (IK-TA)
FLX-BLOCK	Wago Connector 222-415 Terminal Blocks for Multiple Floor Heating Mat Connections
MULTIMTR	Digital Multimeter for Monitoring Electrical Resistance During Installation. Available in Following Kits: TT Deluxe Install Kit (IK-TAMKGS), TT Safe Install Kit (IK-TAM), TF Install Toolkit (IK-DAMK)
KNPD-318	Ultra-Light Kneepads for Preventing Mat Damage. Available in Following Kits: TT Deluxe Install Kit (IK-TAMKGS), TF Install Toolkit (IK-DAMK)
ETF-110/99C	OJ Backup Floor Sensor 15' for OJ Thermostats
AC112-01/U	Aube Backup Floor Sensor 15' for Aube Thermostats
IUP	Non-Heated Insulayment Padding for Fill-In Areas – Multiple Sizes Available
EK-X	WarmStep® Lead Wire Extension Kits Available
CR5MM-2448	Cerazorb 24" X 48" X 3/16" Underlayment

## TECHNICAL SUPPORT

ThermoSoft® is available at (800)308-8057.

For quotes, layouts and specific technical information, contact us at:

ThermoSoft International Corporation

701 Corporate Woods Parkway, Vernon Hills, IL 60061

Support@ThermoSoft.com