

WarmStep® for Solid and Engineered Wood Floors

PRODUCT DESCRIPTION

WarmStep® is a fabric heating mat with Thermal Cut-off. It is an electric in-floor heating system designed to gently heat solid and engineered wood floors using patented ThermoSoft®'s FiberThermics® technology.

FEATURES AND BENEFITS

- Ultra-thin construction.
- Provides all the health advantages of radiant heat:
No drafts, blowing of dust, dirt, or allergens.
- Saves energy up to 40% over forced air heating systems.
- Lasts for the life of the floor.
- Delivers quiet and soothing comfort.
- Has been tested and approved with floor adhesives.
- Can be installed with nail down or floating floors.
- The factory-attached lead wires make installation simple.
- Allows to individually control warmth in any room, addition, or basement.

APPLICATIONS

- Solid Wood
- Engineered wood



CONSTRUCTION

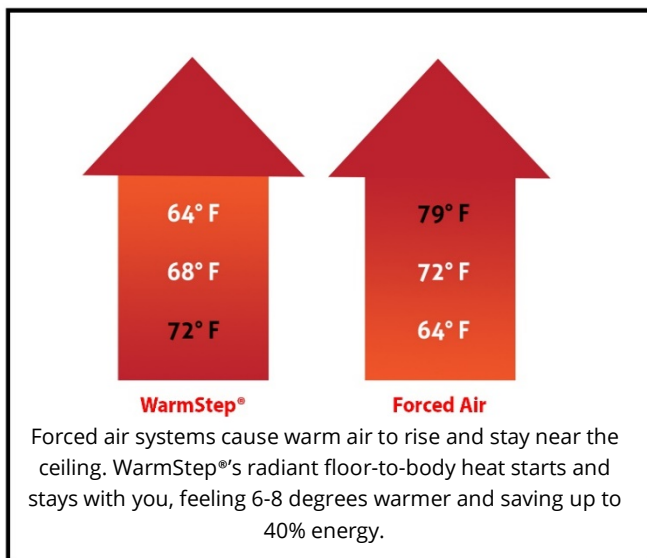


A. Ultra-Thin Fabric Heating Mat

Lightweight, thin fabric sheet is 0.013" thick with 0.069" thick cable uniformly spaced to ensure even heating (totaling about 1/8" thickness).

B. Lead Wire

20' lead wires connect to the thermostat and the electrical box.



WarmStep®
FLOOREVER WARM®



*This document serves as a general guideline and should be used as a supplemental source of information only. See official product manual for specific directions and instructions.



HEATING MAT SELECTION GUIDE

1. Calculate Heating Mat Quantity

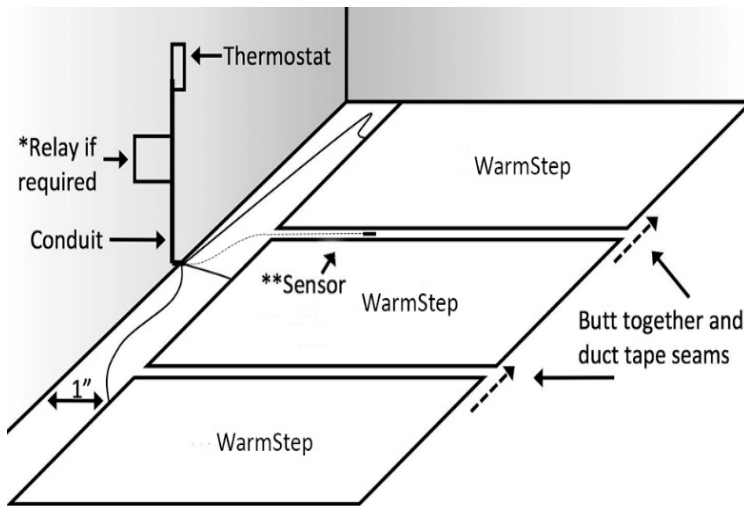
According to the heated space's layout and dimensions, calculate how many mats are needed to properly fit the area. Remember to subtract the space of items fixed the ground such as toilets, dressers and appliances.

2. Select Mat Voltage and Size

Using the model chart, determine mat voltage and size. When installed under nail-down wood, the mats should be positioned perpendicular to the direction of the floor.

3. Determine Circuits/Circuit Protection

Refer to user manual for specifics and directions. Always consult a licensed electrician.



- Leave 1" space from wall for wires. Small perimeter gaps do not need to be covered by underlayment.
- *A contactor/relay may be required for large installations. Consult an electrician.
- **Sensor can be run down the wall or in a separate conduit from the power leads.

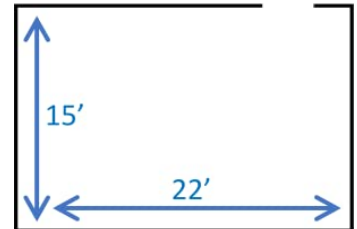
IMPORTANT NOTES ON MAT SELECTION

- Do not tape over WarmStep® heating wires.
- Do not overlap heating mats or heat while rolled up.
- Do not cut WarmStep®. Doing so will damage heating wires and result in voided warranty.
- Mat sizes are designed to be mixed to cover almost every area configuration. Keep all mats the same voltage when missing sizes.
- For more information, call (800)308-8057 or visit ThermoSoft.com.

To calculate the total square footage needed:

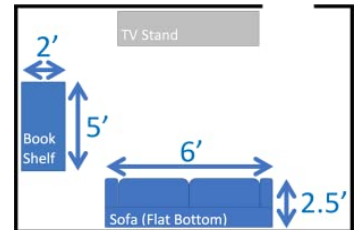
A. Measure walking area in square feet.

(Example: 330 sq. ft. living room)



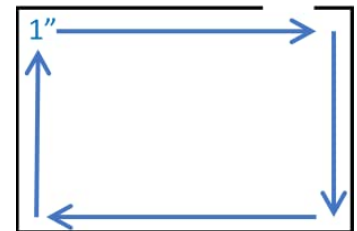
B. Subtract area of any permanent fixtures of flat-bottomed furniture.

(Example: 15 sq. ft. flat-bottomed sofa, 10 sq. ft. bookshelf is 330-15-10=305 sq. ft.)

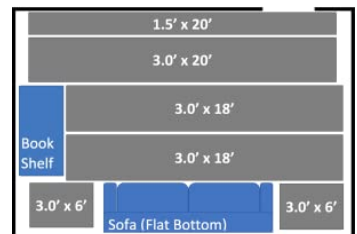


C. Subtract any additional space to be left.

(Example: 1" perimeter spacing=6 sq. ft. spacing, 25 sq. ft. unused space, 305-5=299 sq. ft. total heating area)



D. Select combination of mats that will fit within the area calculated.



WARMSTEP® IS AVAILABLE IN 120 AND 240 VOLTS IN THESE LENGTHS:

Volts	Model	Width x Length	Coverage S.F.	Watts	Amps
120	WS1504-120B	1.5'x4'	6	47	0.4
120	WS1505-120B	1.5'x5'	7.5	59	0.5
120	WS1506-120B	1.5'x6'	9	72	0.6
120	WS1508-120B	1.5'x8'	12	97	0.81
120	WS1510-120B	1.5'x10'	15	122	1.02
120	WS1512-120B	1.5'x12'	18	147	1.23
120	WS3002-120B	3'x2'	6	48	0.4
120	WS3003-120B	3'x3'	9	76	1.64
120	WS3004-120B	3'x4'	12	103	0.86
120	WS3005-120B	3'x5'	15	131	1.1
120	WS3006-120B	3'x6'	18	158	1.32
120	WS3008-120B	3'x8'	24	213	1.78
120	WS3010-120B	3'x10'	30	268	2.24
120	WS3012-120B	3'x12'	36	323	2.7
240	WS1508-240B	1.5'x8'	12	47	0.4
240	WS1510-240B	1.5'x10'	15	59	0.5
240	WS1512-240B	1.5'x12'	18	72	0.6
240	WS1514-240B	1.5'x14'	21	97	0.81
240	WS1516-240B	1.5'x16'	24	122	1.02
240	WS1518-240B	1.5'x18'	27	147	1.23
240	WS1520-240B	1.5'x20'	30	48	0.4
240	WS1524-240B	1.5'x24'	36	297	1.24
240	WS3004-240B	3'x4'	12	103	0.86
240	WS3005-240B	3'x5'	15	131	1.1
240	WS3006-240B	3'x6'	18	158	1.32
240	WS3008-240B	3'x8'	24	213	1.78
240	WS3010-240B	3'x10'	30	268	2.24
240	WS3012-240B	3'x12'	36	323	2.7
240	WS3014-240B	3'x14'	42	378	1.58
240	WS3016-240B	3'x16'	48	433	1.81
240	WS3018-240B	3'x18'	54	488	2.04
240	WS3020-240B	3'x20'	60	543	2.27
240	WS3024-240B	3'x24'	72	653	2.73

WARRANTY & MAINTENANCE

When installed according to the installation manual and proper testing has been performed throughout, the system requires no maintenance for the duration of its warranted life.

The ThermoSoft® WarmStep® Mat is warranted for 10 years against manufacturer's defects. See www.ThermoSoft.com for full warranty details.

SEE ALSO

- ThermoFloor® 4-in-1 Fabric Heating Underlayment with Thermal Cut-Off
- ThermoFilm® Polymer Film Heating Mat



WarmStep®
FLOOREVER WARM®



CONTROLS – THERMOSTATS

Code	Description
UWG4-4999	OJ Wi-Fi Touch Screen Thermostat 15A load, 5mA GFCI, 15' floor sensor (120V or 240V Programmable)
UDG4-4999	OJ Thermostat 15A load, 5mA GFCI, 15' floor sensor (120V or 240V Programmable with touch screen)
UDG4-4999-N4	OJ Thermostat 15A load, 5mA GFCI, 15' floor sensor (120V or 240V Programmable with touch screen) in black
MYSA-FH-TS	Mysa Smart Thermostat
USG-4000	OJ Power Module 120V or 240V power relay with 5mA GFCI. 15A max load. For use ONLY with OJ Electronics' UDG-4999 Thermostats. (120V or 240V)
AC112-01/U	Aube Backup Floor Sensor

ACCESSORIES

ThermoSoft® has a complete line of accessories specifically designed for use WarmStep®. Use only WarmStep® accessories to ensure the performance of the system.

Code	Description
FidBox®	Floor Protection Data Logger and Monitor
TH-180408X5	Protect-a-Heat™ Fiberboard Tempered MDF Hardboard Underlayment. Size: 40 S.F. Total 24" X 48" X 1/8"
FLX-MB100	Moisture Barrier Top rated 6 Mil (.006") Low Density Polyethylene Film. Size: 2.5 ft x 40 ft (100 S.F.)
DT-105	Easy Tear TacTape 1" Wide, 10 Yards Long Duct Tape
DT-17860	Easy Tear Duct Tape 1-7/8" Wide, 60 Yards Long Tape
INSTALRM-PRO	InstAlarm Pro Monitor for Short or Open Circuits During Installation of Multiple Mats
FLX-BLOCK	Wago Connector 222-415 Terminal Blocks for Multiple Floor Heating Mat Connections
MULTIMTR	Digital Multimeter for Monitoring Electrical Resistance During Installation
KNPD-318	Ultra-Light Kneepads for Preventing Mat Damage
AC112-01/U	Aube Backup Floor Sensor
NEUP	Non-Heated Underlayment Padding for Fill-In Areas – Multiple Sizes Available
CR5MM-2448	Cerazorb 24" X 48" X 3/16" Underlayment

TECHNICAL SUPPORT

ThermoSoft® is available at (800)308-8057.

For quotes, layouts, and specific technical information, contact us at:

ThermoSoft International Corporation
 701 Corporate Woods Parkway, Vernon Hills, IL 60061
 Support@ThermoSoft.com
 www.ThermoSoft.com



Scan here to go to the product page



Patented Technology

*This document serves as a general guideline and should be used as a supplemental source of information only. See official product manual for specific directions and instructions.